


Print Media - No Lamination Required?

- **NOT** a **DURABLE** solution.
- Very, very **SHORT TERM**.
- Ink scratches and **WEARS** off.
- Needs to be **REPLACED** more frequently.
- Edges come up **TRIP & FALL** hazard.
- **COST** is roughly the same as the durable GF floor print vinyl and lam solution.



No Laminate needed slip-resistance floor graphic



- More **DURABLE** solution.
- 5 Year Polymeric Vinyl cleanly removes up to **6 months**.
- Graphic is **PROTECTED** from abrasion with GF Floor Laminates UL 410 Slip Resistance.
- **Safe, Proven and Reliable**.



GF 210 Floor Vinyl laminated with GF 211 Floor Laminate UL 410 Slip Resistance





Digital Print Media for
Eco-Solvent, Solvent, Latex & UV Curable Inkjet Printers

Do's & Don'ts in Floor Graphics



DON'TS



- Avoid grouted tile or cement channels
- Edge or Channel may allow graphic to be caught and possibly torn or ripped



Do's & Don'ts in Floor Graphics




DON'TS



- Do not cut any graphic if edge lift occurs
- GF recommends that any floor or carpet graphic that has any edge lift or torn edges to be removed and replaced right away!

Do's & Don'ts in Floor Graphics




- Graphics that can be applied as close as possible to a display will help graphics last longer (Less traffic = Less wear)

Do's & Don'ts in Floor Graphics



DO'S



Floor Graphics Application

APPLICATION TO FLOORS:

- If multiple panels are needed, butt all edges. Do not overlap seams.

