

Supreme Wrapping Film™






Supreme Wrapping Film™









Combining performance, versatility and convenience, these multi-layered films incorporate color and clear protective layers. They provide a smooth, attention grabbing finish that's both durable and dazzling.

| | |
|-----------------------|----------------------------------|
| Film Type | Cast vinyl |
| Adhesive | Long-term removable |
| Liner | 90# StaFlat™ with Easy Apply™ RS |
| Conformability | Compound curves & deep recesses |

Satin




































| | | | |
|--|----------------------------|---|-------------------------------|
|  | Black SW900-197-O |  | Khaki Green SW900-712-O |
|  | Grey SW900-833-O |  | Yellow SW900-224-O |
|  | Carmine Red SW900-438-O |  | Sunset Ride SW900-302-O |
|  | Dark Blue SW900-682-O |  | Bubblegum Pink SW900-514-O |
|  | Light Blue SW900-633-O |  | White SW900-116-O |
|  | Jade SW900-702-O | | |

Satin Metallic











| | | | |
|--|--------------------------------|---|-------------------------------|
|  | Black Rock Grey SW900-823-M |  | Silver SW900-805-M |
|  | Dark Grey SW900-854-M |  | Purple SW900-566-M |
|  | Dark Basalt SW900-871-M |  | Safari Gold SW900-260-M |
|  | Spy Grey SW900-828-M |  | Flamingo Dance SW900-501-M |

Materials Group Graphics

Gloss


| | | | | | | | |
|---|-------------------------------|--|---------------------------------|--|---------------------------------|---|--|
|  | Black SW900-190-O |  | Carmine Red SW900-436-O |  | Sea Breeze Blue SW900-648-O |  | Tropical Vacation Green SW900-701-O |
|  | Obsidian Black SW900-191-O |  | Burgundy SW900-475-O |  | Smoky Blue SW900-612-O |  | Lime Green SW900-731-O |
|  | Dark Grey SW900-865-O |  | Indigo Blue SW900-699-O |  | Cloudy Blue SW900-656-O |  | Orange SW900-373-O |
|  | Rock Grey SW900-821-O |  | Dark Blue SW900-681-O |  | Park Avenue Blue SW900-703-O |  | Dark Yellow SW900-249-O |
|  | Grey SW900-832-O |  | Blue SW900-677-O |  | Light Pistachio SW900-728-O |  | Yellow SW900-235-O |
|  | Misty Grey SW900-827-O |  | Intense Blue SW900-667-O |  | Smooth Sage SW900-729-O |  | Ambulance Yellow SW900-236-O |
|  | Red SW900-415-O |  | Light Blue SW900-632-O |  | Emerald Green SW900-771-O |  | Pool Party Pink SW900-517-O |
|  | Soft Red SW900-427-O |  | Turquoise Ocean SW900-6329-O |  | Dark Green SW900-792-O |  | White SW900-101-O |
|  | Cardinal Red SW900-433-O |  | Aqua Blue SW900-636-O |  | Grass Green SW900-758-O | | |

Gloss Metallic








| | | | | | | | |
|--|-----------------------------|---|--|---|----------------------------------|---|-------------------------------------|
|  | Black SW900-192-M |  | Pure Red SW900-401-M |  | Mysterious Indigo SW900-700-M |  | Radioactive SW900-762-M |
|  | Grey SW900-807-M |  | Spark SW900-419-M |  | Magnetic Burst SW900-679-M |  | Gold SW900-215-M |
|  | Eclipse SW900-199-M |  | Popstar Concert Purple SW900-521-M |  | Mystery Black SW900-184-M |  | Sand Sparkle SW900-255-M |
|  | Silver SW900-803-M |  | Vibrant Violet SW900-522-M |  | Dark Blue SW900-653-M |  | Brown SW900-929-M |
|  | Quick Silver SW900-816-M |  | Cosmic Rose SW900-526-M |  | Bright Blue SW900-646-M |  | Pride Prismatic Grey SW900-879-M |






Product Overview North America

Matte





| | |
|--|-------------------------------|
|  | Black SW900-180-O |
|  | Dark Grey SW900-856-O |
|  | Dreamline Blue SW900-616-O |
|  | Olive Green SW900-732-O |
|  | Khaki Green SW900-711-O |
|  | Orange SW900-321-O |
|  | White SW900-102-O |

Matte Metallic

















| | |
|---|---------------------------|
|  | Gunmetal SW900-840-M |
|  | Charcoal SW900-845-M |
|  | Anthracite SW900-858-M |
|  | Silver SW900-857-M |
|  | Garnet Red SW900-472-M |
|  | Cherry SW900-444-M |
|  | Purple SW900-565-M |

| | |
|---|-------------------------------|
|  | Night Blue SW900-623-M |
|  | Brilliant Blue SW900-671-M |
|  | Blue SW900-615-M |
|  | Frosty Blue SW900-643-M |
|  | Moss Green SW900-737-M |
|  | Apple Green SW900-745-M |
|  | Pink SW900-520-M |




Diamond


| | |
|---|-----------------------|
|  | Silver SW900-878-D |
|  | Red SW900-426-D |
|  | Purple SW900-587-D |
|  | Blue SW900-676-D |
|  | Amber SW900-221-D |
|  | White SW900-161-D |

ColorFlow™






| | | | |
|--|--|---|--|
|  | Satin Solar Dawn SW900-476-S Black/Red |  | Gloss Roaring Thunder SW900-552-S Blue/Red |
|  | Satin Roaring Thunder SW900-551-S Blue/Red |  | Gloss Rushing Riptide SW900-674-S Cyan/Purple |
|  | Satin Rushing Riptide SW900-673-S Cyan/Purple |  | Gloss Lightning Ridge SW900-611-S Green/Purple |
|  | Satin Lightning Ridge SW900-610-S Green/Purple |  | Gloss Urban Jungle SW900-787-S Silver/Green |
|  | Satin Frozen Ocean SW900-788-S Cyan/Blue |  | Gloss Hidden Forest SW900-789-S Green/Purple |
|  | Satin Moonstone SW900-634-S Silver/Blue |  | Gloss Fresh Spring SW900-252-S Silver/Gold |
|  | Satin Urban Jungle SW900-786-S Silver/Green |  | Gloss Rising Sun SW900-447-S Red/Gold |
|  | Satin Fresh Spring SW900-251-S Silver/Gold | | |
|  | Satin Rising Sun SW900-446-S Red/Gold | | |

Special Effects

| | |
|--|----------------------------------|
|  | Gloss Passion Red SW900-448-S |
|  | Gloss Fun Purple SW900-568-S |
|  | Satin Wave Blue SW900-629-S |







| | |
|---|---------------------------------------|
|  | Satin Cool Teal SW900-716-S |
|  | Satin Stunning Orange SW900-316-S |
|  | Satin Energetic Yellow SW900-261-S |

Extreme Texture

| | |
|---|------------------------------------|
|  | Rugged Onyx Black SW900-182-X |
|  | Carbon Fiber Black SW900-194-X |
|  | Brushed Black SW900-193-X |
|  | Rugged Bedrock Grey SW900-824-X |
|  | Brushed Titanium SW900-802-X |

| | |
|---|------------------------------------|
|  | Brushed Aluminum SW900-812-X |
|  | Brushed Steel SW900-813-X |
|  | Rugged Combat Green SW900-718-X |
|  | Rugged Marsh Green SW900-738-X |
|  | Brushed Bronze SW900-933-X |
|  | Carbon Fiber White SW900-115-X |

Conform Chrome

| | | | |
|---|-----------------------|---|--------------------------|
|  | Black SF100-196-S |  | Blue SF100-256-S |
|  | Silver SF100-843-S |  | Gold SF100-604-S |
|  | Red SF100-474-S |  | Rose Gold SF100-211-S |

Pearl

| | |
|--|--------------------------------------|
|  | Pearl Dark Green SW900-796-S |
|  | Gloss Pearl Tutu Pink SW900-523-S |
|  | Gloss White Pearl SW900-109-S |

| | |
|---|---------------------------------------|
|  | Gloss Pearl White Snow SW900-110-S |
|  | Satin White Pearl SW900-117-S |
|  | Satin Pearl White Snow SW900-118-S |

Conform Chrome films are ideal for creating special accents and custom finishes.

Avery Dennison Supreme Wrapping Film™

Features and Benefits:

- 150 finish and color combinations
- Patented Easy Apply™ RS technology
- Faster installation and excellent long-term removability
- Outstanding durability and performance
- Available in 60" roll sizes (Gloss, Matte, Metallic, Pearl, Satin & Carbon Fiber) and 53" roll sizes (Conform Chrome)
- Custom color match service available



Trainings and Certifications

We offer a comprehensive installation training program covering color change and commercial wraps, PPF and window film applications.



Design Your Dream Car Wrap With The Car Wrap Visualizer

With 150 different colors, textures and finishes, your creativity and options are endless with Supreme Wrapping Film™. Create and share your unique car wrap design today.

For more information on Avery Dennison products and services, contact your sales representative or call Customer Service at 800.282.8379. Visit us online at graphics.averydennison.com/swf



A358174 09/2025

For information on warranty terms, exclusions and certain limitations that apply please see our website: graphics.averydennison.com. All statements, technical information and recommendations about Avery Dennison products are based upon tests and information believed to be reliable but do not constitute a guarantee or warranty of any kind. All Avery Dennison products are sold with the understanding that the purchaser has independently determined the suitability of such products for its intended and other purposes.



©2025 Avery Dennison Corporation. All rights reserved. Avery Dennison® is a registered trademark of Avery Dennison Corporation. Avery Dennison brands, product names, antenna designs and codes or service programs are trademarks of Avery Dennison Corporation.