

## Product Description

### Product Features

- 3M™ Protection Wrap Film combines vehicle customization with durable protection against rock chips, scratches and stains
- Create full color change or personalize with accents or partial wraps with nearly 25 premium colors, including gloss and matte finishes, flips and textures
- Mirror-like finish that looks like paint
- Dry installation method that's two times faster end to end than wet-applied PPF\*
- Wet installation method that allows for the repositioning, precise alignment, and workflow familiar to paint protection film installers
- Both the wet and dry method can be used in a single installation, allowing installers to customize their installation experience based on the material, surface, and installation environment
- Cold stretch capabilities make it highly conformable, in recesses with minimal heat
- 3M™ Controltac™ and 3M™ Comply™ technology
  - Controltac™ minimizes the adhesive's initial contact area for easy sliding, tacking, snap-up, and repositioning
  - Comply™ allows air to exit through air release channels to the edge of the film for fast, easy, bubble-free installations
- Self-healing polymer technology allows minor scratches to disappear with heat applied to the film
- Approved for use with 3M™ Knifeless™ Tape Precision Line (for dry installation method only)
- 10-year consumer warranty† backed by 3M

\* When compared to Scotchgard™ Paint Protection Film Pro Series 200

† Ask a 3M authorized installer or see the warranty card for complete details

### NOTE




All installations should be conducted by a professional installer.

**⚠ Warning:** A static electricity discharge can occur when removing the liner from 3M™ Protection Wrap Film, creating sparks, and igniting flammable vapors. Only use 3M™ Protection Wrap Film in safe environments. Mist the liner and cap sheet with water to help reduce static.

## Recommended Types of Films and End Uses

- Standard vehicle films, including solid color, detailing, decoration

### Coverage Options

Packages	Accents	Partial Coverage	Full Vehicle Coverage
<b>Coverage</b>	Gas cap, rocker panels, racing stripes, chrome delete, etc.	Hood or roof examples	Complete color change
<b>Coverage Illustration</b>			

## Characteristics

The following technical information and data should be considered representative or typical only and should not be used for specification purposes.

### Physical Characteristics

Characteristic	Value
<b>Material</b>	Polyurethane
<b>Thickness</b>	<b>Film with adhesive:</b> 0.19 mm to 0.23 mm (7.5 mil to 9 mil), depending on color <b>Release liner:</b> 0.16 mm (6.4 mil ) <b>Cap sheet:</b> 0.05 mm (2.0 mil )
<b>Adhesive</b>	Pressure-sensitive adhesive, repositionable with air release channels
<b>Adhesive Color</b>	Clear
<b>Typical Adhesion 20 Minutes After Application</b>	<b>Painted panel:</b> 9.3 N/25 mm (2.1 lbf/1 in.)
<b>Protective Cap Sheet</b>	Clear polyester
<b>Liner</b>	Polyethylene-coated PET
<b>Flammability</b>	Flammability standards are different from country to country. Contact a local 3M representative for details.

### Application Characteristics

Characteristic	Value
<b>Substrate Type</b>	Painted surfaces**
<b>Application Temperature (air and substrate)</b>	16°C to 30°C (60°F to 85°F) However, for optimal application, 3M recommends installing at 18°C to 24°C (65°F to 75°F).
<b>Application Method</b>	Wet or Dry

\*\* Check the film's adhesion to powder-coated or water-based paints.

#### NOTE

This film is NOT recommended for use on stainless steel substrates, nor warranted for stainless steel applications. Contact a 3M sales representative for information about more appropriate products.

## Factors Affecting Performance Life

The actual performance life of a protection wrap is affected by:

- Selection and preparation of the substrate
- Surface texture
- Application methods
- Angle and direction of sun exposure
- Environmental conditions
- Cleaning and maintenance methods

## Installation Over Vehicle Sensors, Radar, and Autonomous Equipment

It is the vehicle owner's and/or vehicle manufacturer's responsibility to validate the compatibility of 3M™ Protection Wrap Film with any and all sensors or like equipment prior to installation. In order to ensure such equipment functions properly, 3M recommends users NEVER apply film over such equipment. Always test and confirm that an installation does NOT create signal disruptions or loss of functionality prior to full adoption.

## Application and Installation

### NOTE

This film is intended for use with dry application techniques only. Never use a wet application method to apply this film.

In addition to other 3M bulletins specified in this document, the following bulletins provide details users may need to successfully apply a film.

- [3M™ Vehicle Prep for Success Guide](#)
- [3M™ Protection Wrap Film Installation Guide](#)
- [3M™ Protection Wrap Film Vehicle Maintenance FAQ](#)

## Pressure-activated Adhesive

The pressure activated adhesive on this film offers:

- smooth sliding into position on a substrate;
- fast finger tacking to check positioning; and
- easy snap-up and repositioning when you need it.

The **snap-up and reposition feature is lost:**

- when firm pressure with a squeegee or other application tool is applied;
- at application temperatures above 38°C (100°F), even if only light finger pressure was used for tacking; or
- if any part of the film is removed from the original liner and reapplied to the same or another liner.

## Working with Non-Visible Air Release Channels

Air release channels are a characteristic of films with 3M™ Comply™ adhesive, allowing trapped air to exit through the edges of the film.

- The channels will be damaged if installers remove and attempt to change liners or reapply the same liner.
- For the best results, always work from the center of a film out to the edges to allow trapped air to escape.

## Maintenance and Cleaning

Detailed vehicle maintenance and cleaning instructions are specified in the [3M™ Protection Wrap Film Vehicle Maintenance FAQ](#).

- The cleaner must be wet, non-abrasive, without solvents, and have a pH value between 6 and 8 (neither strongly acidic nor strongly alkaline).
- Meguiar's® Ultimate Quik Wax Detailer (hydrophobic polymer wax) can be applied after film installation. Users must then regularly wash and recoat the surface going forward.
- Do NOT use waxes containing dyes, abrasive polishes, and/or rubbing compounds. The abrasive particles will damage the film surface and result in a loss of surface quality.

## Removal

3M recommends hiring an installation professional for the removal process. Use a heat gun or steamer to aid removal. Remove the film at a 30 to 60 degree angle relative to the surface of the paint.

## Shelf Life and Storage

### Shelf Life

The shelf life is an indicative and maximum data, subject to many external and non-controllable factors. It may NEVER be interpreted as a warranty. The shelf life is three years from the date of manufacture on the original box.

### Storage Conditions

- 16°C to 30°C (60°F to 85°F)
- Out of sunlight
- Clean, dry area
- Original container
- Bring the film to room temperature before use
- Unused portions of a roll should be taped tightly and stored horizontally
- See FAQs for additional storage considerations

## Health and Safety

### Tools and Equipment Usage

When using any equipment, always follow the manufacturer's instructions for safe operation.

### Chemicals

When handling any chemical products, read the manufacturers' container labels and the Safety Data Sheets (SDS) for important health, safety, and environmental information.

[Follow this link to obtain SDS sheets for 3M products.](#)

[Follow this link to obtain information about substances of very high concern \(SVHC\) for EU products.](#)

## Warranty Information

### Technical Information

Technical information, guidance, and other statements provided by 3M are based upon records, tests, or experience that 3M believes to be reliable, but the accuracy, completeness, and representative nature of such information is not guaranteed. Such information is intended for people with knowledge and technical skills sufficient to assess and apply their own informed judgment to the information. No license to any intellectual property rights is granted or implied with respect to this technical information.

### Product Selection and Use

Many factors beyond 3M's control and uniquely within user's knowledge and control can affect the use and performance of a 3M product in a particular application. Customer is solely responsible for evaluating the product and determining whether it is appropriate and suitable for customer's application, including conducting a workplace hazard assessment, reviewing all applicable regulations and standards, and reviewing the product label and use instructions. Failure to properly evaluate, select, and use a 3M product in accordance with instructions or to meet all applicable safety regulations may result in injury, sickness, death, and/or harm to property.

## Warranty, Limited Remedy, and Disclaimer

Unless a different warranty is specifically stated on the applicable 3M product packaging or product literature (in which case such warranty governs), 3M warrants that each 3M product meets the applicable 3M product specification at the time 3M ships the product. 3M MAKES NO OTHER WARRANTIES OR CONDITIONS, EXPRESS OR IMPLIED, INCLUDING, BUT NOT LIMITED TO, ANY WARRANTY OR CONDITION OF MERCHANTABILITY, FITNESS FOR A PARTICULAR PURPOSE, OR ARISING OUT OF A COURSE OF DEALING, CUSTOM, OR USAGE OF TRADE. If a 3M product does not conform to this warranty, the sole and exclusive remedy is, at 3M's option, replacement of the 3M product or refund of the purchase price.

## Limitation of Liability

All questions of warranty and liability relating to this product are governed by the terms and conditions of the sale, subject, where applicable, to the prevailing law. 3M Commercial Branding and Transportation products are not tested against automotive manufacturer specifications!

**3M United Kingdom PLC**  
Commercial Branding and  
Transportation  
Cain Road  
Bracknell, RG12 8HT  
UK  
[3M.com/protectionwrapfilm](http://3M.com/protectionwrapfilm)

© 3M 2026. All rights reserved.  
3M, Comply, Controltac, and Knifeless are trademarks of 3M.  
All other trademarks are the property of their respective owners.  
Revision C, January 2026 Please recycle.